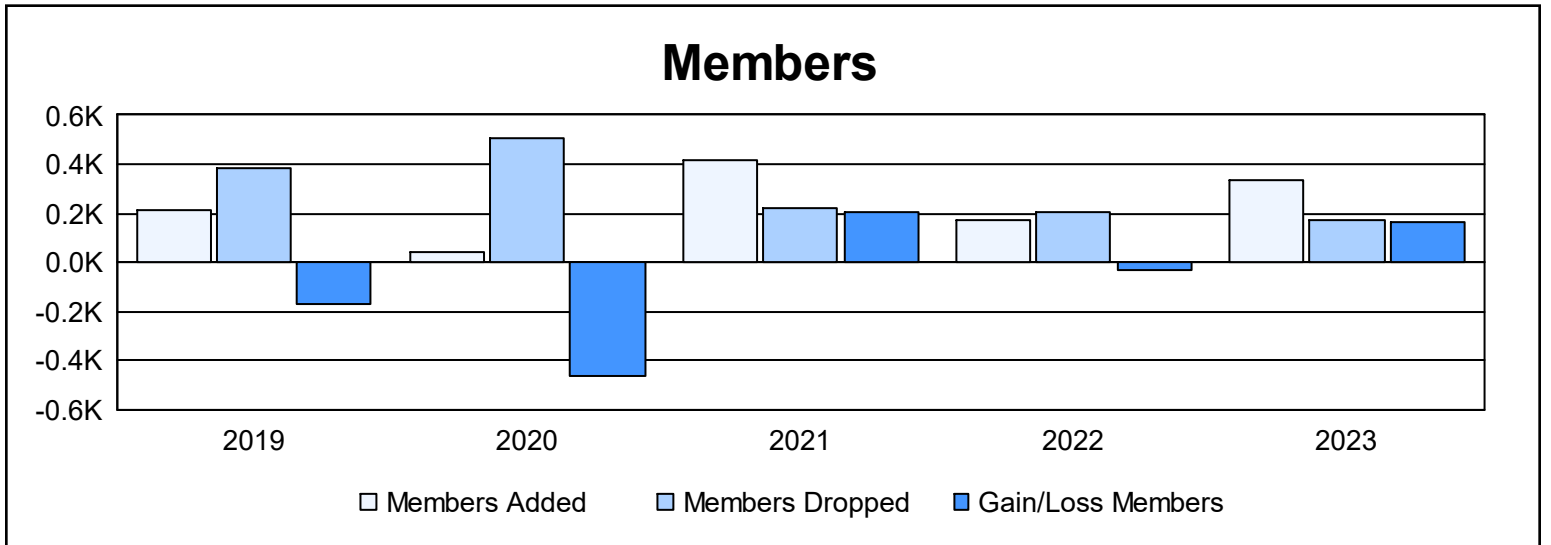
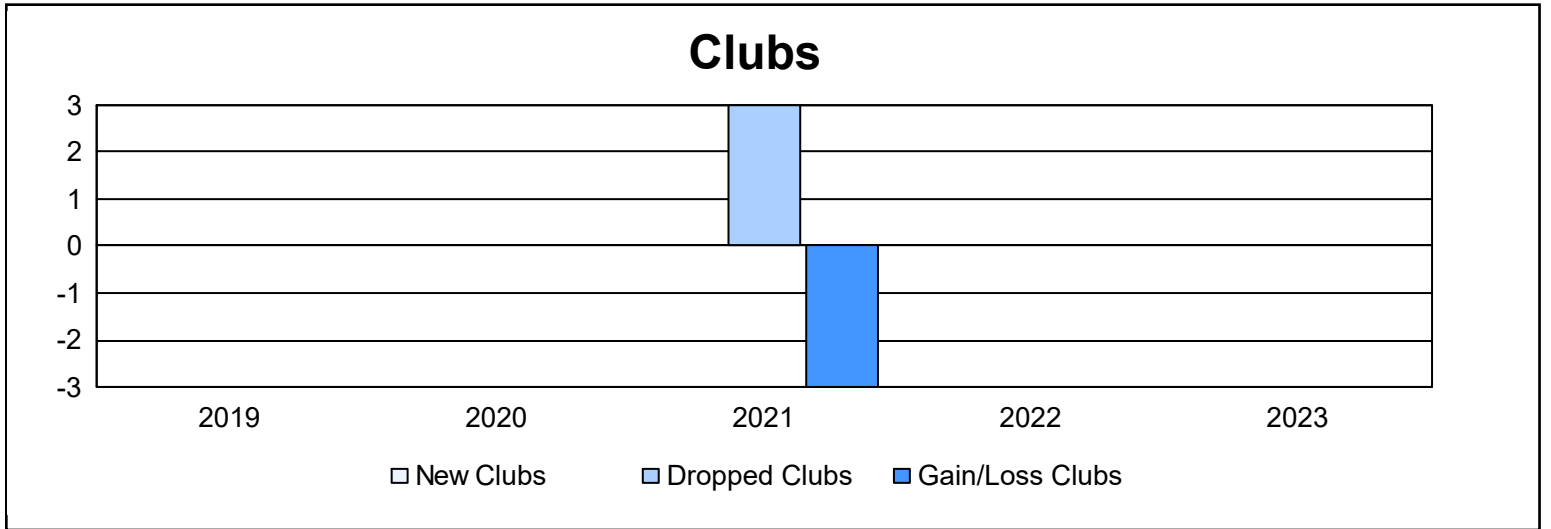
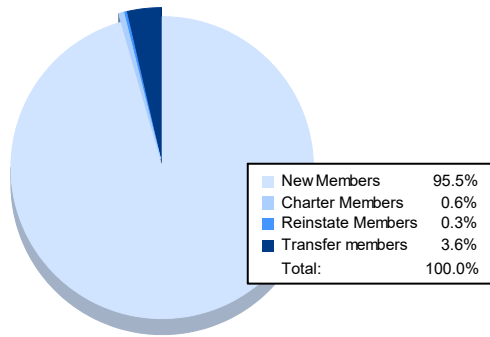


| Year | New Clubs | Dropped Clubs | Gain/Loss Clubs | New Members | Charter Members | Reinstate Members | Transfer Members | Total Member Added | Total Members Dropped | Gain/Loss Members |
|----------------|-----------|---------------|-----------------|-------------|-----------------|-------------------|------------------|--------------------|-----------------------|-------------------|
| 2018-2019 | 0 | 0 | 0 | 178 | 27 | 3 | 4 | 212 | 381 | -169 |
| 2019-2020 | 0 | 0 | 0 | 6 | 23 | 11 | 4 | 44 | 503 | -459 |
| 2020-2021 | 0 | 3 | -3 | 336 | 46 | 26 | 12 | 420 | 219 | 201 |
| 2021-2022 | 0 | 0 | 0 | 141 | 19 | 4 | 9 | 173 | 202 | -29 |
| 2022-2023 | 0 | 0 | 0 | 322 | 2 | 1 | 12 | 337 | 174 | 163 |
| Average | 0 | 1 | -1 | 197 | 23 | 9 | 8 | 237 | 296 | -59 |



Membership Composition June 2023 Cumulative



Gender Composition June 2023 Cumulative

